

Global Perspectives Step by Step Guide to LOCATING DATA

UN Comtrade

The United Nations Commodity Statistics Trade Database (Comtrade) is the official source for imports, exports and re-exports for 90% of world trade; values in U.S.\$ and quantities in net weight. Several different interfaces are available, including Shortcut Query for novices, and Basic Selection. Download data into a spreadsheet. Drill down for additional partner information.

Shortcut Query

Easy interface to get information about one country, one partner, or one commodity

Q: Who are the top importers and exporters of running shoes?

Just type in the words for your commodity. The system scans the different coding systems; for each code you can get a list of countries and years of data availability. Output is a chart of the top 5 importers and exporters for the current year.

Basic Selection

Interactive interface selecting commodity, exporter, importer, dates, measures

Q. How is the South American wine market doing?

Step 1: Leave as default –
Commodities Search
Step 2: Enter the word(s) for the commodity
Step 3: Reporter is the importer or Exporter; partner is the reverse

Output: Initial output is a spreadsheet displaying all of the Reporters, Partners, Commodities and Years selected.

Click on download to save in spreadsheet format.

If you want to change any data element, select Modify Selection.

Click on View Graph to see a pie chart and also find additional Partners.

TABASES PUBLICATIONS METHODS AND CLASSIFICATIONS STATISTICAL COMMISSION

Basic Query Results: [link](#)
 Statistics: 12 rows returned in 0.56 seconds.

Quick filter:

Selected classification: HS1996
 Selected commodities: 2204 (Grape vines(including fortified), alcoholic grape must)
 Selected reporters: Argentina, Brazil, Chile
 Selected years: 2000, 2001, 2002
 Selected partners: USA, World
 Selected trade flows: Export

Sort Order:

[Modify Selection](#) [View Graph](#) [Printable Format](#)
[Download](#) [View Not Available Data](#)

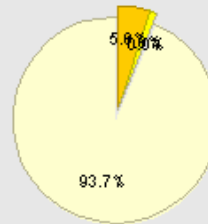
Period	Trade Flow	Reporter	Partner	Code	Trade Value	NetWeight (kg)	Quantity Unit	Trade Quantity
2000	Export	Argentina	World	2204	\$157,143,008	99,776,856	2	99,776,856
2000	Export	Argentina	USA	2204	\$36,469,440	15,827,655	2	15,827,655
2000	Export	Brazil	World	2204	\$3,701,247	6,554,402	2	6,554,402
2000	Export	Brazil	USA	2204	\$6,767	3,198	2	3,198
2000	Export	Chile	World	2204	\$50,404,400	0	1	0
2000	Export	Chile	USA	2204	\$128,330,624	0	1	0
2001	Export	Argentina	World	2204	\$159,137,924	102,916,240	2	102,916,240
2001	Export	Argentina	USA	2204	\$38,387,524	17,298,538	2	17,298,538
2001	Export	Brazil	World	2204	\$2,813,399	5,705,622	2	5,705,622
2001	Export	Brazil	USA	2204	\$52,295	10,062	2	10,062
2001	Export	Chile	World	2204	\$646,865,472	0	1	0

Include other category in calculation

Top Exporters in the selection

Reporter Title	Trade Value
Chile	\$1,493,414,224
Argentina	\$387,096,796
Brazil	\$6,573,708
Other reporters (inside selection)	\$0
Other reporters (outside selection)	\$28,035,739,581
Total Export:	\$29,922,824,428

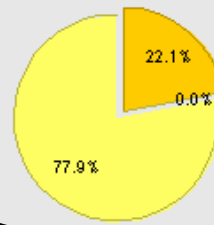
Top Exporters



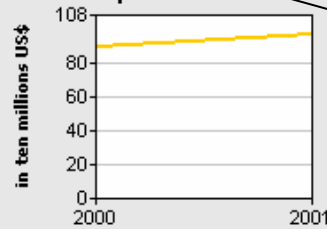
Top Export Partners

Top Export Partners in the selection

Partner Title	Trade Value
USA	\$340,939,298
Other partners (inside selection)	\$0
Other partners (outside selection)	\$1,205,206,132



Export Years



Recent Exports Years in the selection

Period	Trade Value
2001	\$983,960,162
2000	\$903,124,566

DATA AVAILABILITY

Click on Other Reporters (outside selection)

Or

Click on the individual country and select its other partners.

Or

Click on a partner (importer) to find

rtApplet started

Selected trade flows: Export

-- Further Research --

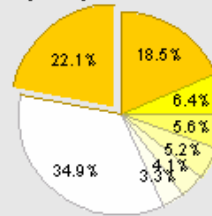
[Printable Format](#)

Include other category in calculation

Top Export Partners in the selection

Partner Title	Trade Value
United Kingdom	\$285,690,098
Canada	\$98,983,248
Japan	\$87,346,449
Germany	\$79,851,849
Denmark	\$63,229,630
Netherlands	\$50,900,383
Other partners (inside selection)	\$539,204,425
Other partners (outside selection)	\$340,939,348

Top Export Partners



A list of the main importers for the Reporting countries appears;